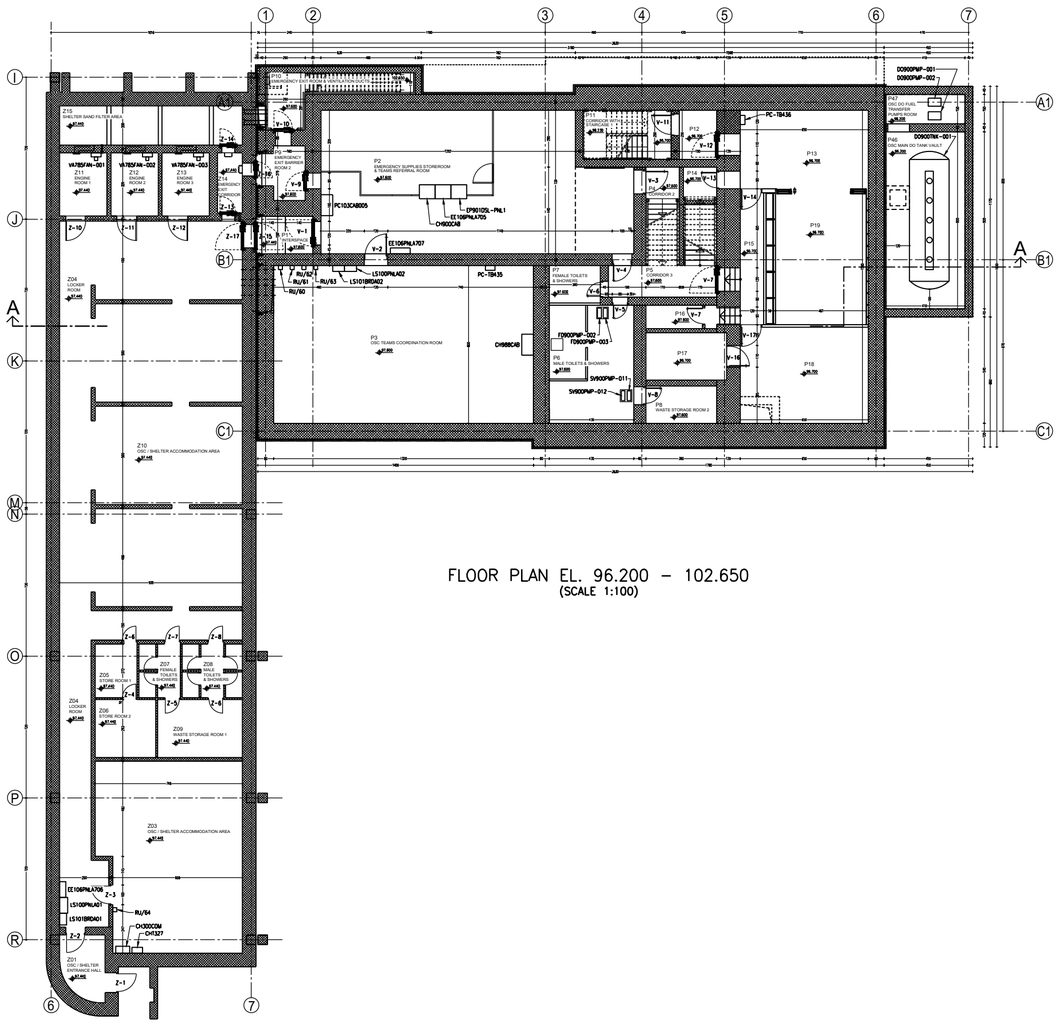

FLOOR PLAN EL. 96.200 – 102.650
(SCALE 1:100)

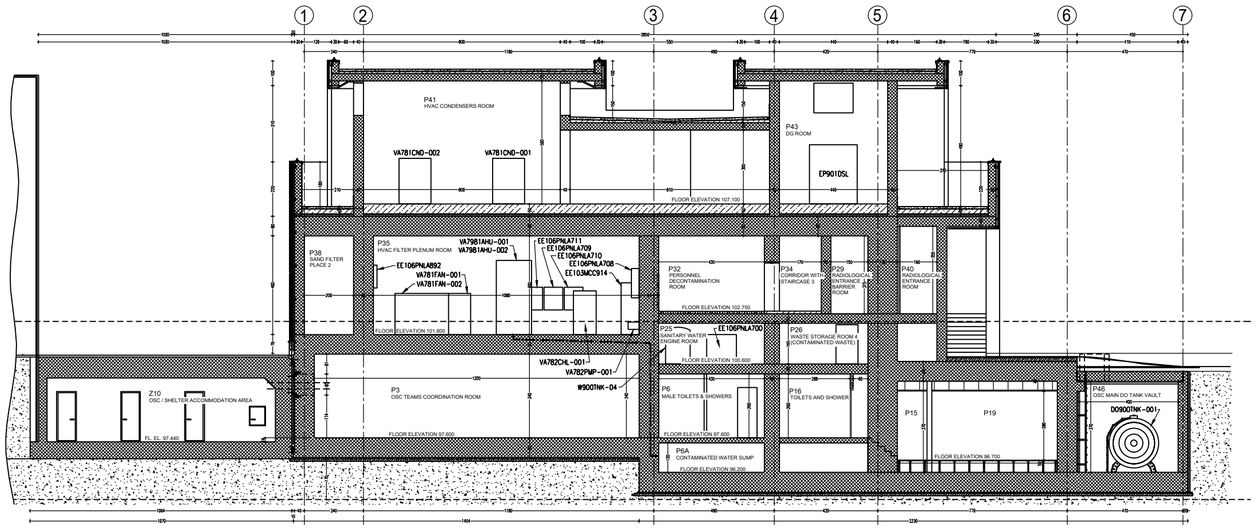

SECTION A–A
(SCALE 1:80)

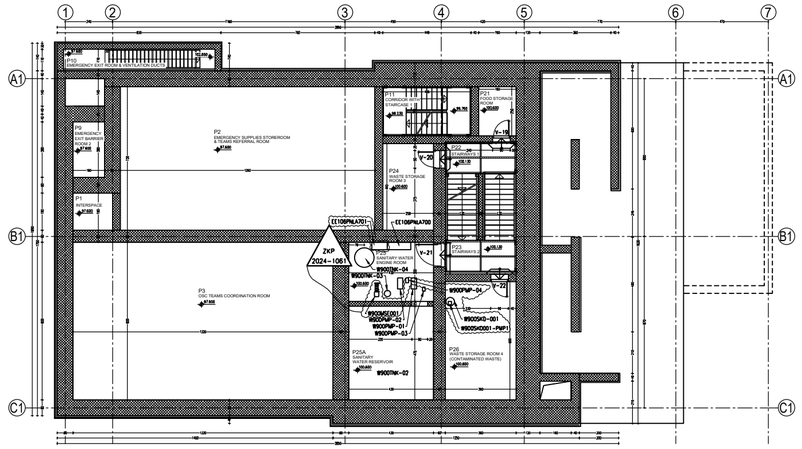

FLOOR PLAN EL. 97.600 – 102.650
(SCALE 1:100)

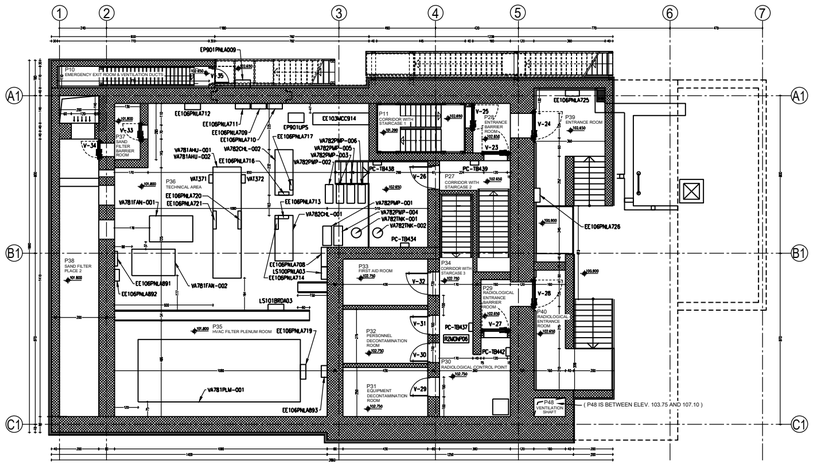

FLOOR PLAN EL. 100.900 – 102.750
(SCALE 1:100)

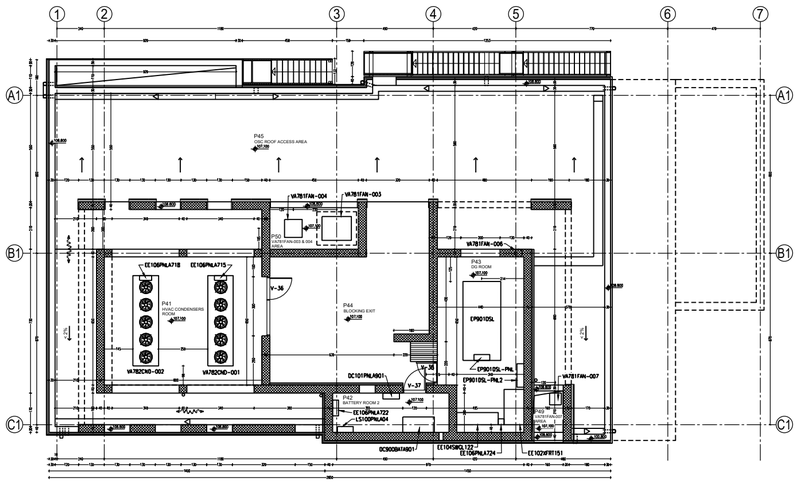

FLOOR PLAN EL. 107.100
(SCALE 1:100)

Note:
1. The coordinates in the drawings of the electrical series have the OSC prefix for PC-CKS.

ZKP 2024-1061

1. Interim Dwg. No.:	E-004-416-0-W
Interim Sketch No.:	N/A
2. Design Mod. No.:	ZKP 2024-1061
3. Drawing Rev. No.:	0
4. New Drawing No.:	E-004-416
5. Resp. Eng.: T. BRONŠIĆ	Date: 18.07.2025
6. Checker: R. MLAKAR	Date: 18.07.2025

TRUE NORTH 25° PLANT-0° NORTH

Original Design Firm: SIPRO INŽENIRING d.o.o.
Replaced Manual Drawing: N/A
Last Revision And Date: N/A

THIS IS A CAD DRAWING AND SHOULD NOT BE REVISED OR MODIFIED MANUALLY

NO.	DATE	BY	REVISION	CKD. BY	LE APPR.
0	25.05.22	F.J.	ISSUED PER MOD. 1056-NA-L	R.P.	J.K.

NUKLEARNA ELEKTRARNA KRSKO
NUCLEAR POWER PLANT KRSKO

FINAL PLANT LAYOUT

OPERATIONS SUPPORT CENTER (OSC)

FLOOR PLAN EL. 96.200 – 107.100 & SECTIONS

DESIGN ENGINEERING
NUCLEAR POWER PLANT KRSKO — KRSKO, SLOVENIA

MADE	CHECKED	LE APPROVAL
1. F. FAKIN	2. R. PETAN	3. J. KERIN

REFERENCE DRAWINGS:

SCALE 1:100 | E-004-416 | 0
DRAWING NUMBER | SYSTEM | SH.NO. | REV.

FILE: 0004416D0-1a.dwg, SPRLE(1)